

# **Nautical Petroleum**

Annual General Meeting  
16 December 2009





# Operational Update

# Disclaimer

The content of this presentation has not been approved by an authorised person within the meaning of the Financial Services and Markets Act 2000 ("FSMA"). Reliance on the information contained in this presentation for the purposes of engaging in any investment activity may expose the investor to a significant risk of losing all of the property or assets invested. Any person who is in any doubt about the investment to which this presentation relates should consult a person duly authorised for the purposes of FSMA who specialises in the acquisition of shares and other securities.

The information in this presentation is subject to updating, revision and amendment. The information in this presentation, which includes certain information drawn from public sources does not purport to be comprehensive and has not been independently verified. This presentation does not constitute or form part of any offer or invitation to sell, or any solicitation of any offer to purchase or subscribe for or otherwise acquire, any securities in Nautical Petroleum plc (the "Company") in any jurisdiction or any other body corporation or an invitation or an inducement to engage in investment activity under section 21 of the Financial Services and Markets Act 2000, nor shall it or any part of it form the basis of or be relied on in connection with any contract therefore. This presentation does not constitute an invitation to effect any transaction with the Company or to make use of any services provided by the Company. No reliance may be placed for any purpose whatsoever on the information contained in this presentation or any assumptions made as to its completeness. No representation or warranty, express or implied, is given by the Company, any of their subsidiaries or any of their respective advisers, officers, employees or agents, as to the accuracy, reliability or completeness of the information or opinions contained in this presentation or in any revision of the presentation or of any other written or oral information made or to be made available to any interested party or its advisers and, save in the case of fraud, no responsibility or liability is accepted (and all such liability is hereby excluded for any such information or opinions). No liability is accepted by any of them for any such information or opinions (which should not be relied upon) and no responsibility is accepted for any errors, misstatements in or omissions from this presentation or for any loss howsoever arising, directly or indirectly, from any use of this presentation or its contents.

The information and opinions contained in this presentation are provided as at the date of this presentation and are subject to change without notice.

In the United Kingdom, this presentation is only being distributed to persons who are reasonably believed to be persons who fall within Articles 19 (1) and 19 (5) (investment professionals), 48 (2) (certified high net worth individuals), 49 (2), 50 (1) (certified sophisticated investors), 50A (self-certified sophisticated investors) or 60 of The Financial Services and Markets Act 2000 (Financial Promotions) Order 2005 ("Financial Promotion Order") or to other persons to whom this presentation may otherwise be lawfully distributed. In order to qualify as a certified high net worth individual or as a self certified sophisticated investor, you must have a current certificate of high net worth as described in Article 48 (2) or Article 50A of the Financial Promotion Order. Persons who do not fall within any of these definitions should return this presentation immediately to the Company and should not stay for the remainder of the presentation, and in any event, must not act or rely upon the information contained in this presentation. By staying for the remainder of this presentation, each person is deemed to confirm, warrant and represent that they fall under one of the Articles set out above. The contents of this presentation must not be copied or distributed by recipients and its contents are confidential.

Recipients of the presentation who intend to subscribe for ordinary shares in the Company are reminded that any decision to subscribe may only be made solely on the basis of publicly available information. No reliance may be made for any purpose whatsoever on the information contained in this presentation.

Neither this presentation nor any copy of it may be taken, transmitted or distributed, directly or indirectly, into Canada, Australia, Japan, South Africa, the Republic of Ireland or the United States of America, its territories or possessions or passed to US Persons (as defined in Regulation S of the United States Securities Act of 1933 (as amended)), United States residents, corporations or other entities or individuals or entities in Japan, Canada, Australia, South Africa or the Republic of Ireland, save pursuant to an applicable exemption. Neither this presentation nor any copy of it may be taken or transmitted into any jurisdiction outside the United Kingdom or distributed to persons with addresses outside the United Kingdom. Distribution of this presentation in the United States may constitute a violation of United States securities law and the distribution of this presentation in or to persons subject to such other jurisdictions set out may be restricted by law and persons into whose possession this document comes should inform themselves about, and observe, any such jurisdictions. Any failure to comply with these restrictions may constitute a violation of the laws of the relevant jurisdiction.

The Managers (who are regulated by the Financial Services Authority) are acting for the Company and no one else in relation to the proposals set out in this presentation and will not be responsible to any other person for providing the protections afforded to customers of the Managers nor providing advice in relation to the contents of this presentation. The Managers do not have any authority to make any representation or warranty on behalf of the Company or any other person in connection with the Company.

No recipient of the information in this presentation should deal in or arrange any dealing in or otherwise base any behaviour (including any action or inaction) in relation to any securities to which this document relates (including behaviour referred to in section 118(6) of the Financial Services and Markets Act 2000) which would or might constitute market abuse (as defined in section 118 of the Financial Services and Markets Act 2000). This document and the presentation contain price sensitive information and accordingly recipients of this document or attendees at the presentation will not be able to deal in any securities of the Company before the information is made public, in accordance with the insider dealing provisions of Part V of the Criminal Justice Act 1993. By virtue of making this document available no individual within the Company, its associates or the Managers is encouraging recipients of the information in this document to deal in accordance with section 52(2)(a) of the Criminal Justice Act 1993.

By attending the presentation you agree to be bound by the foregoing provisions.

# Outline

- Highlights in the period
- Financial Highlights and Cash Management
- Resources
- Portfolio Review
- Development projects
  - Kraken discovery
  - Kraken economics, marketing and financing
  - Mariner discovery
- UKCS Exploration and Appraisal Activity
- Focus on France
- Summary

## Highlights in the period

- 3D and Ocean Bottom Cable (OBC) seismic surveys completed over Mariner
- Platform site survey completed over Mariner
- Controlled Source Electromagnetic Survey (CSEM) performed over Kraken
- Drilled appraisal well on Kraken
- Awarded 6 new blocks in 25th Licensing Round in the North Sea and a further 2 licence awards in France
- 34% increase in Mariner net best estimate contingent resources (pending development)

## Financial Highlights – Year end 30 June 2009

- Strong cash position of £19.1m (2008: £20.1m)
- Debt free with £7.5m secured facility undrawn and fully available
- Net assets of £59.8m (2008: £65.5m)
- Loss after tax £5.9m (2008: £4.5m) including exploration and evaluation expenditure of £4.5m, impairment on EWT £2.4m and administrative expenses of £1.6m
- Capital expenditure in the period of £11.8m (2008: £7.2m), on continued portfolio development
- New £800m heavy oil field allowance announced by HM Government April 2009

# Resources

	<b>Net Best Estimate Contingent Resources</b>	<b>Net Best Estimate Prospective Resources</b>
<b>Discovery</b>		
Mariner (Maureen) (Heimdal)	21.5 68.8	
Kraken (9/2b)	29.1	40
Grenade (St Laurent)	0.9	
Tudor Rose (14/30a)	9.8	
<b>Total</b>	<b>130.1</b>	<b>40</b>

Confirmed by RPS Energy

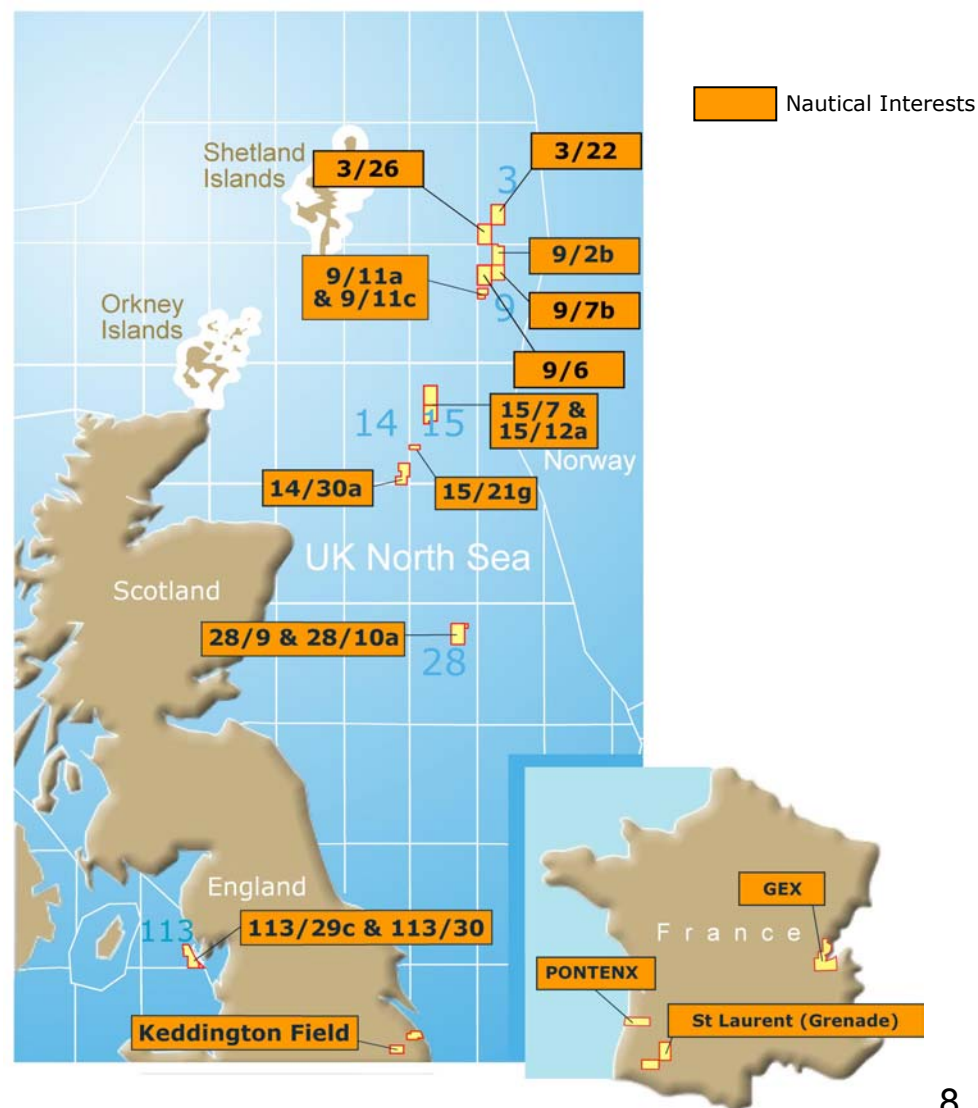
Excludes Keddington, Merrow, Catcher and Audignon Ridge (not reviewed by RPS)

# Portfolio Review

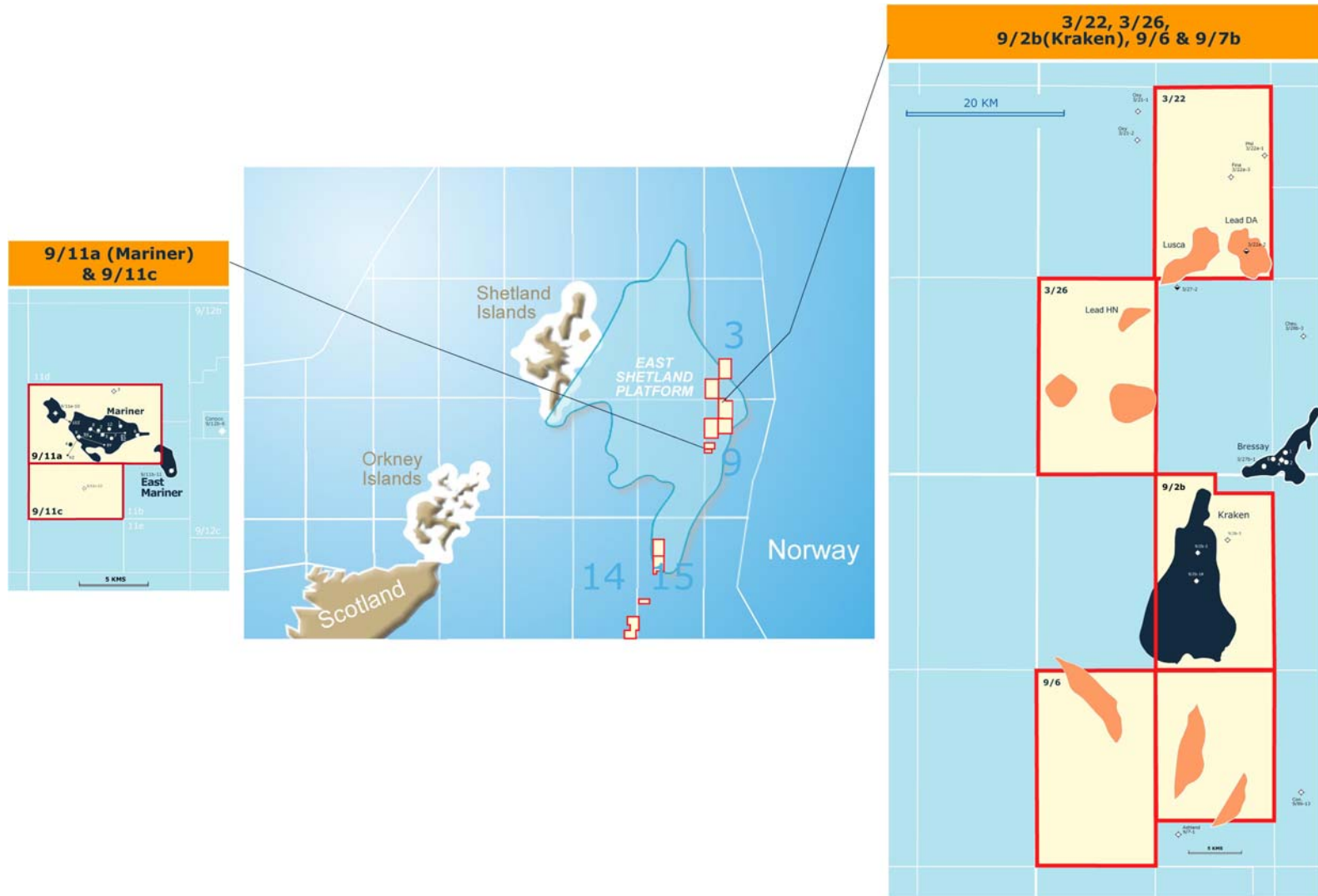
As of December 2009

<b>9/2b Kraken (Discovery)</b>	<b>35%</b>
9/11a Mariner (Discovery)	26.67%
14/30a Tudor Rose (Discovery)	20%
Keddington Field (Production)	10%
St Laurent/Grenade (Discovery)	22%
<b>3/22 (Exploration)</b>	<b>40%</b>
<b>3/26 (Exploration)</b>	<b>40%</b>
<b>9/6 (Exploration)</b>	<b>35%</b>
<b>9/7b (Exploration)</b>	<b>35%</b>
<b>9/11c (Exploration)</b>	<b>80%</b>
15/7 & 15/12a (Exploration)	33.33%
15/21g (Exploration)	30%
<b>113/29c &amp; 113/30(Exploration)</b>	<b>50%</b>
28/9 & 28/10b (Exploration)	15%
PONTENX (Exploration)	20%
GEX (Exploration)	20%

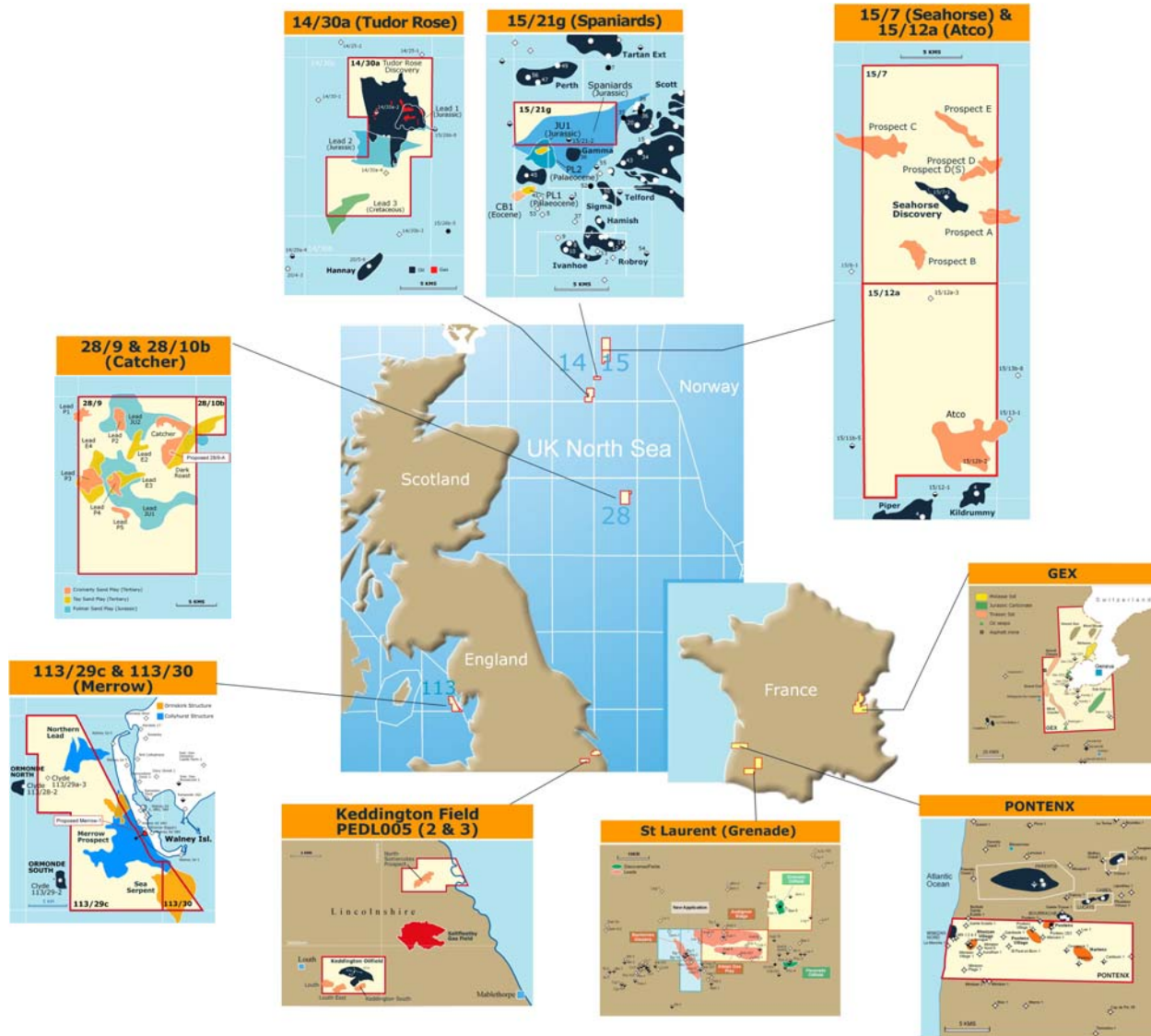
**Nautical Operated**  
Non-operated



# East Shetland Platform



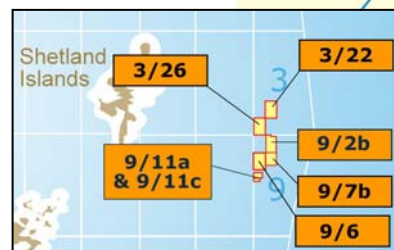
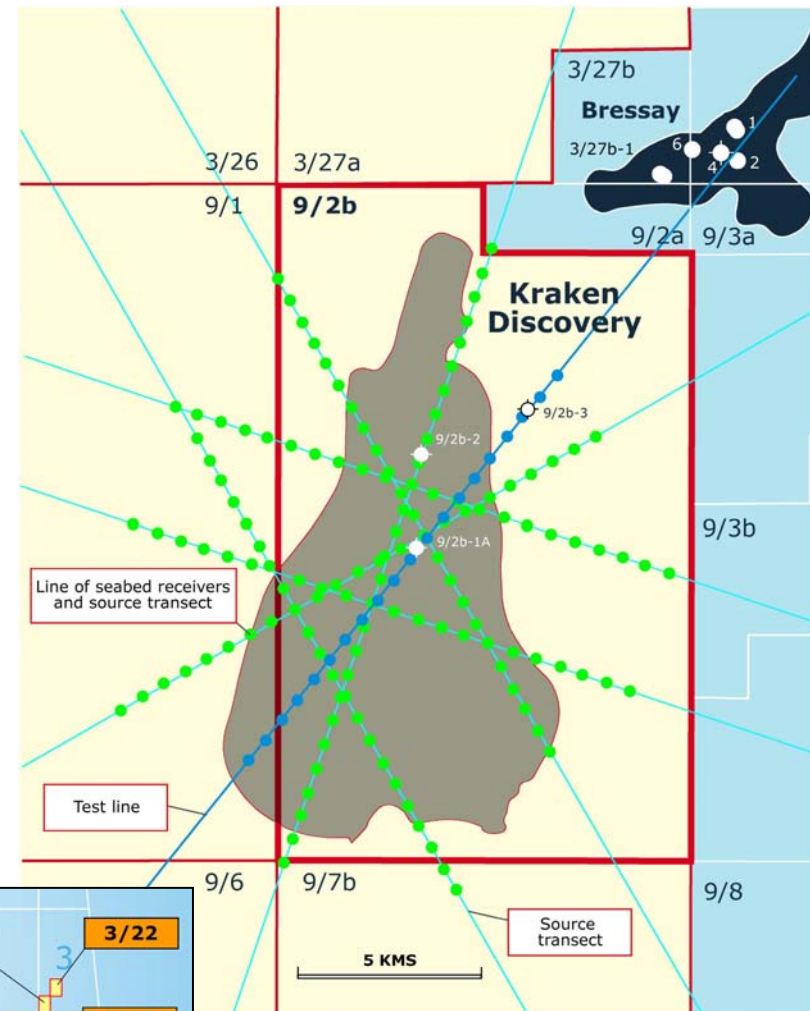
# UKCS and France



# Kraken 9/2b - Activity



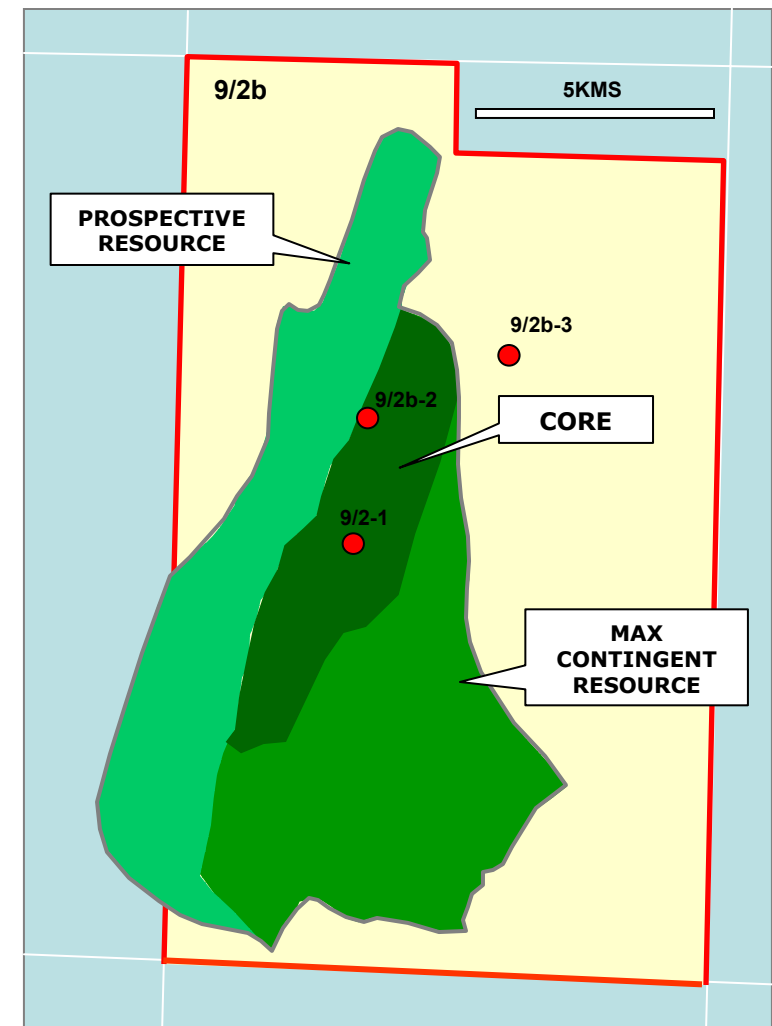
- Large, stratigraphically controlled oil accumulation proven by wells 9/2-1A & 9/2b-2
- 9/2b – 3 well designed to investigate upside (P10) resources and intersect oil water contact. Nautical fully carried; plugged and abandoned October 2008
- CSEM survey acquired in summer 2009 after successful test line (Jan 2009) to verify hydrocarbon distribution
- Preliminary results illustrate strong correlation of CSEM anomalies with seismic amplitudes
- Appraisal well planned for first half of 2010



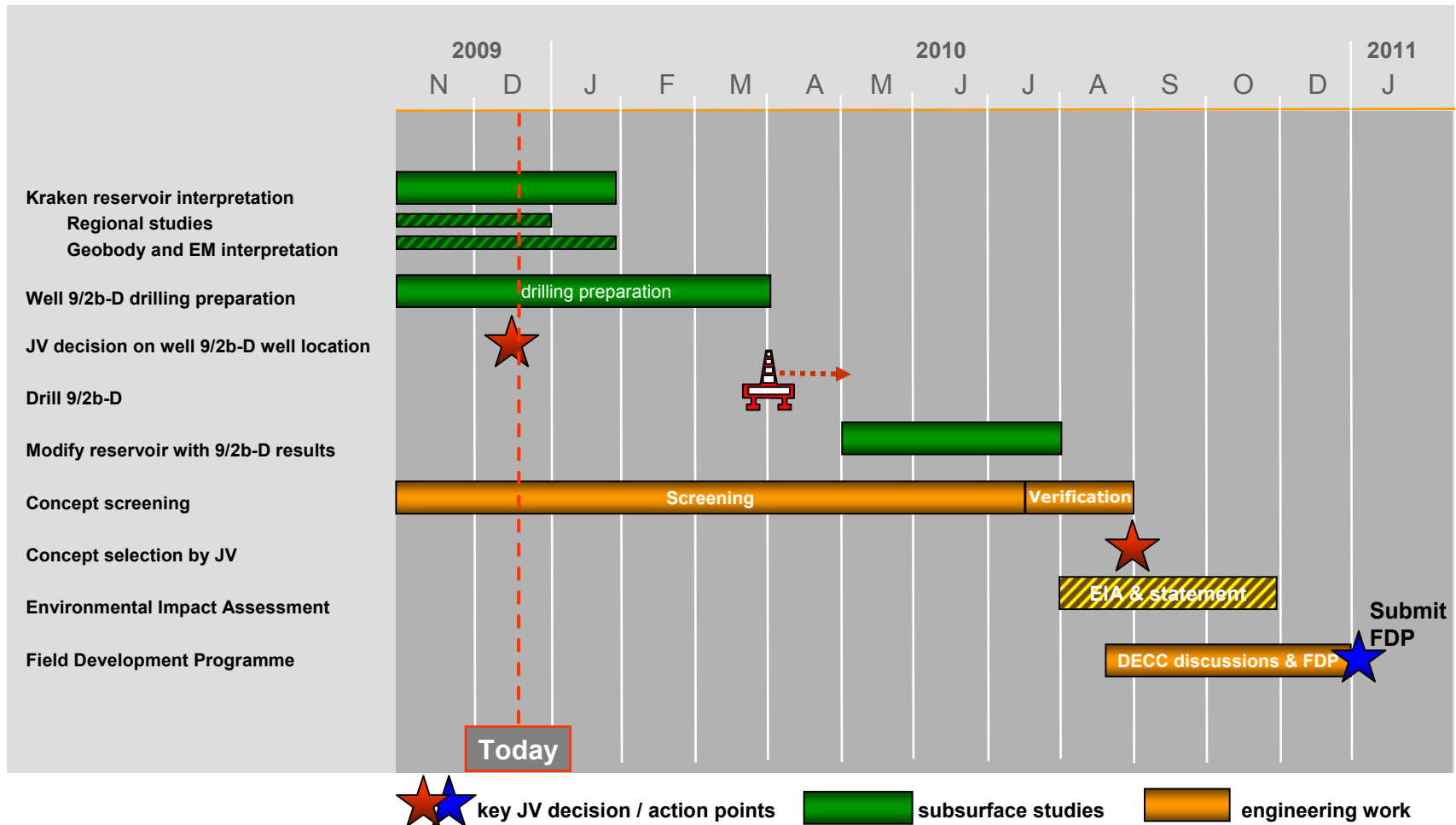
# Kraken 9/2b - Resources



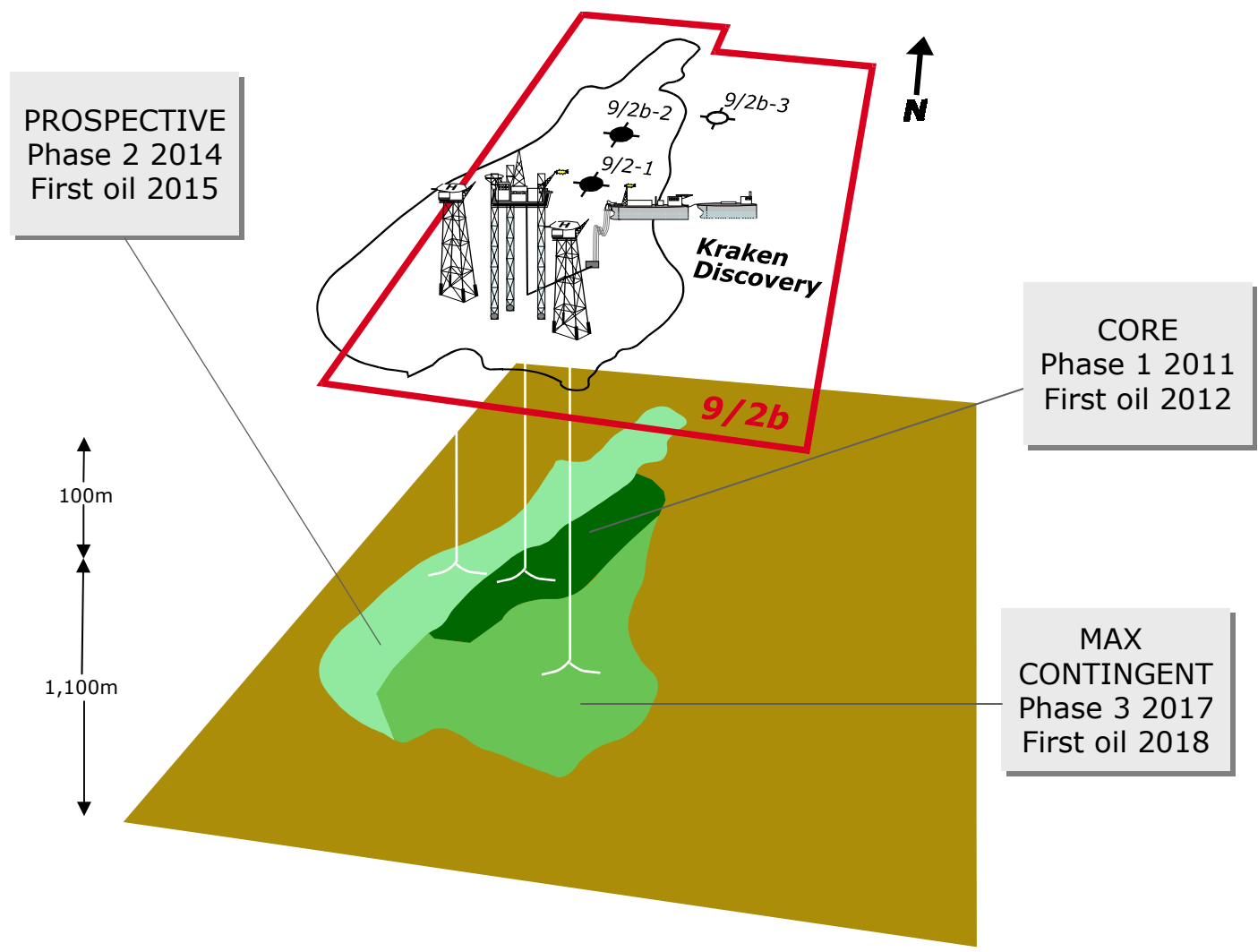
- Best estimate contingent resources 83mmbo gross (29mmbo net) per competent person
- Additional best estimate prospective resources of 114mmbo gross (40mmbo net)
- Regional seismic mapping and attribute analysis integrated to define sand fairways
- Appraisal well will be located to confirm sand distribution model and test fluids
- FDP submission targeted for end 2010
- First oil planned for 2012



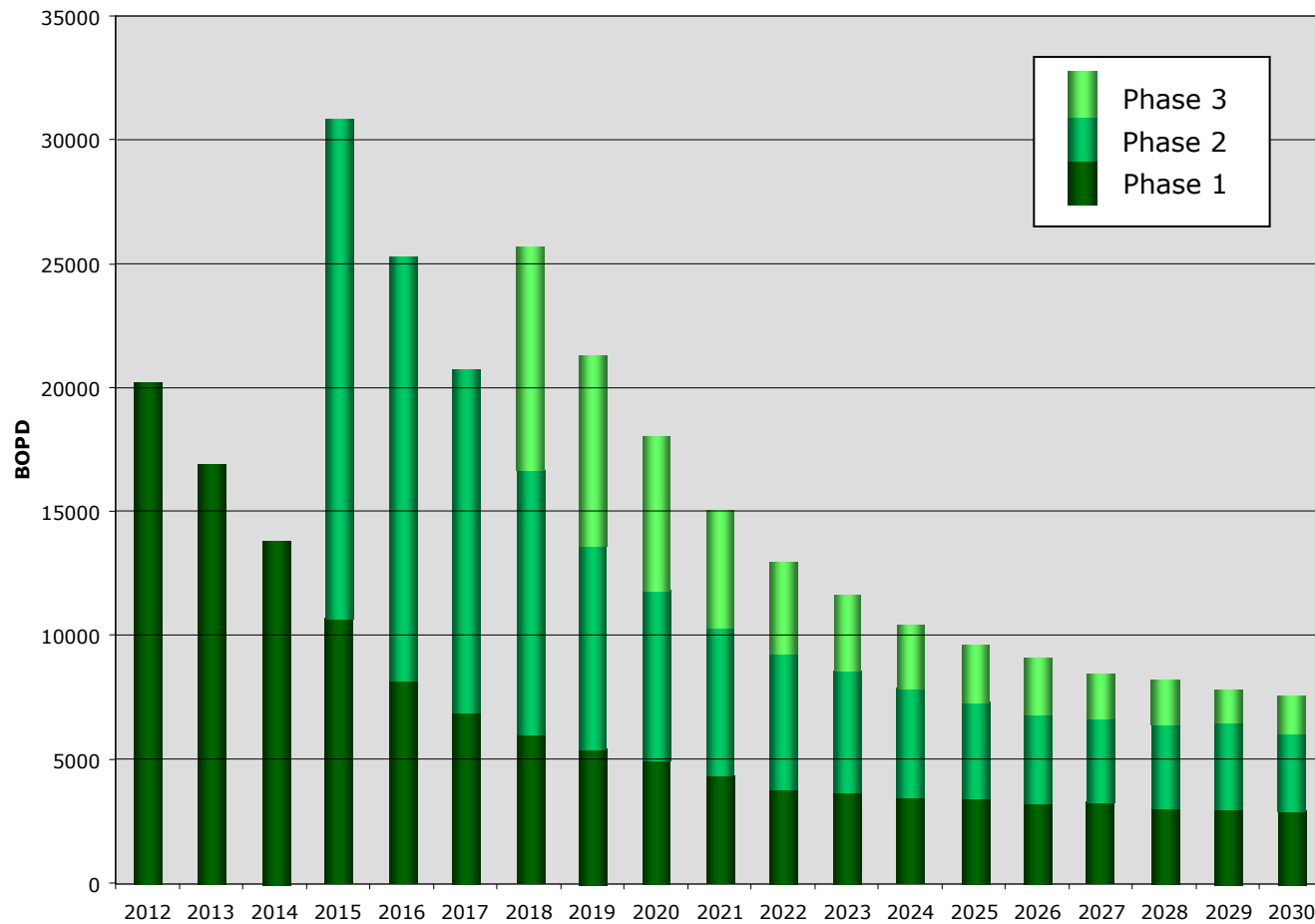
# Kraken 9/2b - Target 2010 FDP schedule



# Kraken 9/2b - Phased full field development



# Kraken Production BOPD Full Field



## Kraken: Economics and Financing

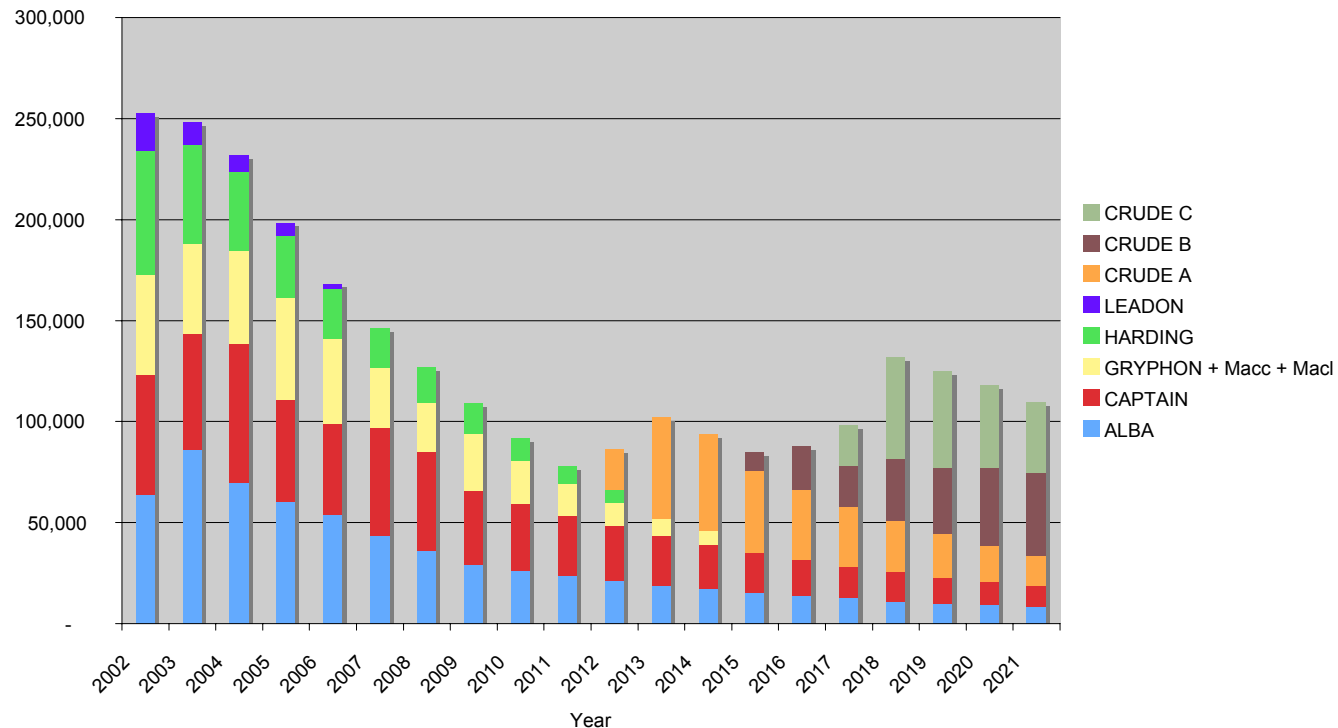


- Phase 1 to access 20 - 30 million barrels
- 4 Producing Wells + 1 Injector Well
- Phase 1 Production Rates initial rates 20kbd
- Lifting Costs \$25.4/bbl
- Second/Third Phase full field development of 30,000-40,000 bbl/d
- Oil Price Brent Forward Curve less 7%
- Qualifies for £800m field allowance to offset 20% SCT
- Equipment is available
- Bank financing availability has significantly improved

# North Sea Heavy Oil Markets



UKCS Heavy Naphthenic Crude Production

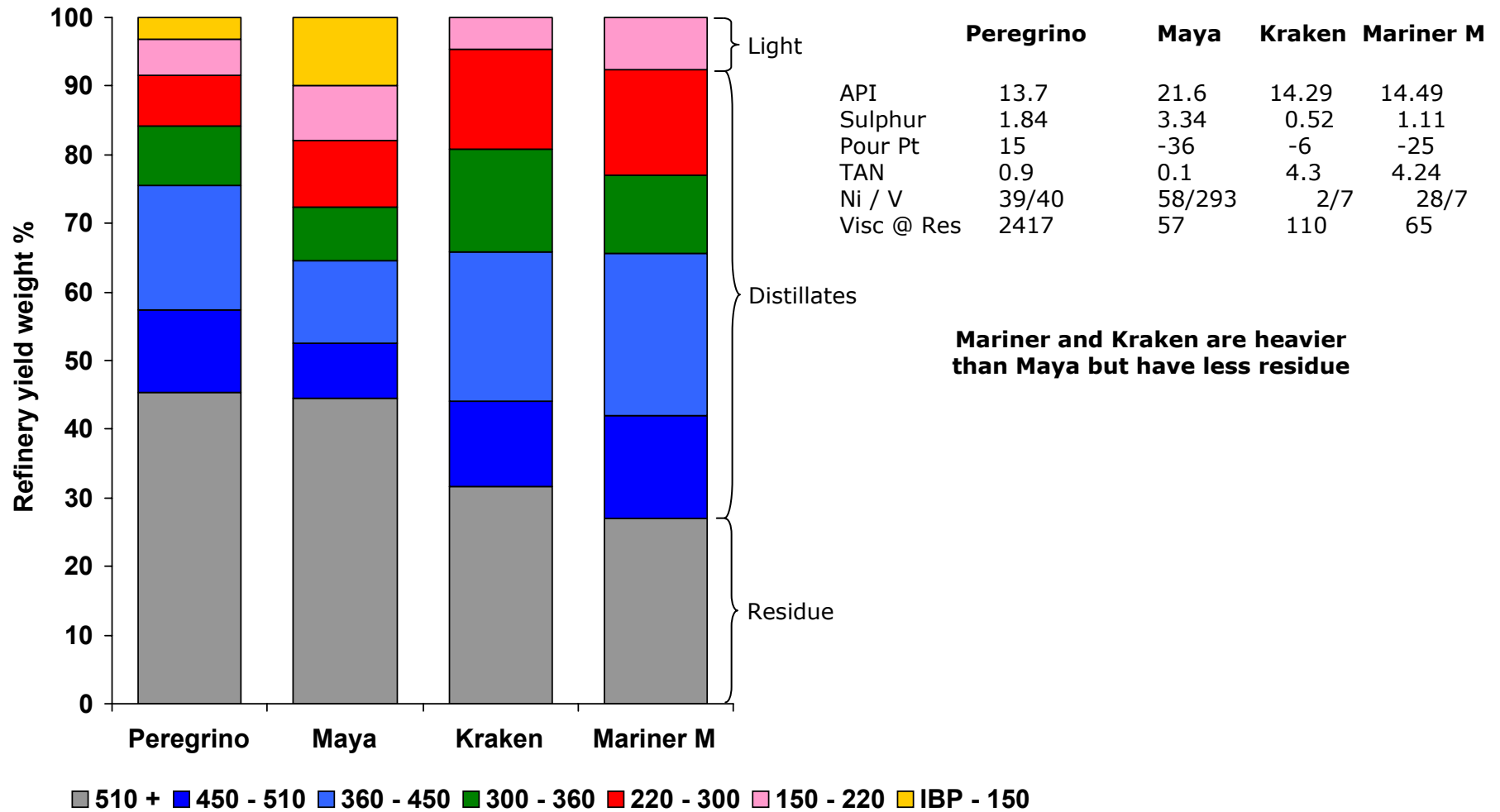


UK Heavy Oil production decline has been dramatic. Leadon came off production 4 years ago and Harding and Gryphon are coming to an end shortly

New Heavy oil will come on stream in the next few years, hastened by improved fiscal environment

Additional production from known discoveries is probable (not shown on graph)

# Kraken/Mariner – Yield Structure



## Kraken 9/2b – Oil Quality



### Positive:

- Reasonable distillate yields:
  - About 6% lights and kero
  - About 60% useful distillates
  - About 30% residue
- Sulphur contents below 1 which is attractive.
- TAN for distillates <1.0 which is a selling advantage

### Negative:

- High Tan limits customers
- High Residue content is less attractive to conventional refiners
  - *Similar could be said for Mariner with the exception of Sulphur which is higher than 1%.*

# Oil Marketing



## Options

- Blending
- Cargo Size
- Production Segregation (Specialist Refiners)
- Upgrading
- Power Generation

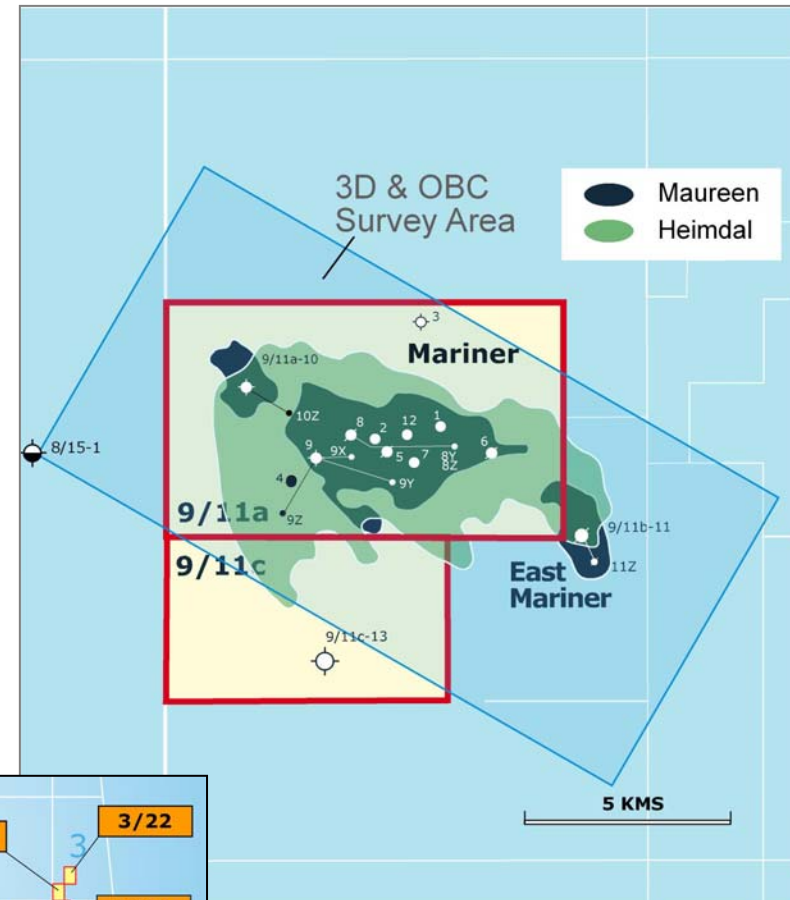
## Process

- Identify Specialist Refiners
- Build confidence in the oil quality
- Maintain Options

# Mariner and East Mariner 9/11a & b – Resources and Activity



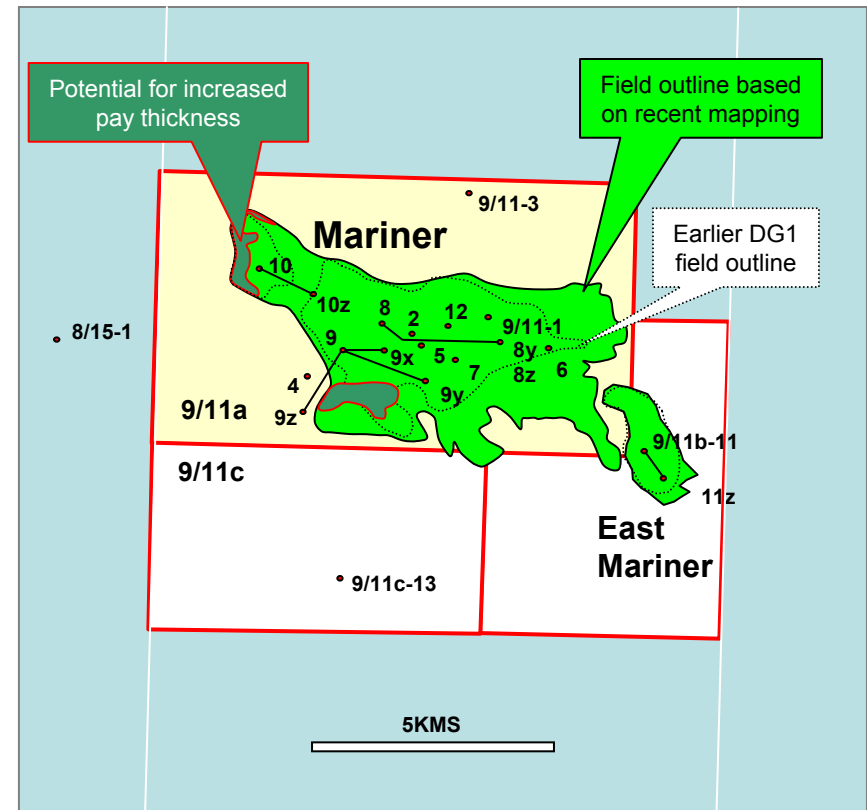
- Committed operator – StatoilHydro ASA operator of Grane, Norway and developing Peregrino, Brazil heavy oil fields
- Gross contingent resources 369mmbo, 90.3mmbo net. Maureen 21.5mmbo and Heimdal 68.8 (2008 year end)
- Successfully passed through Decision Gate (DG)1, now in Concept Phase
- New 3D seismic (151km<sup>2</sup>), Ocean Bottom cable (OBC) and platform site surveys acquired



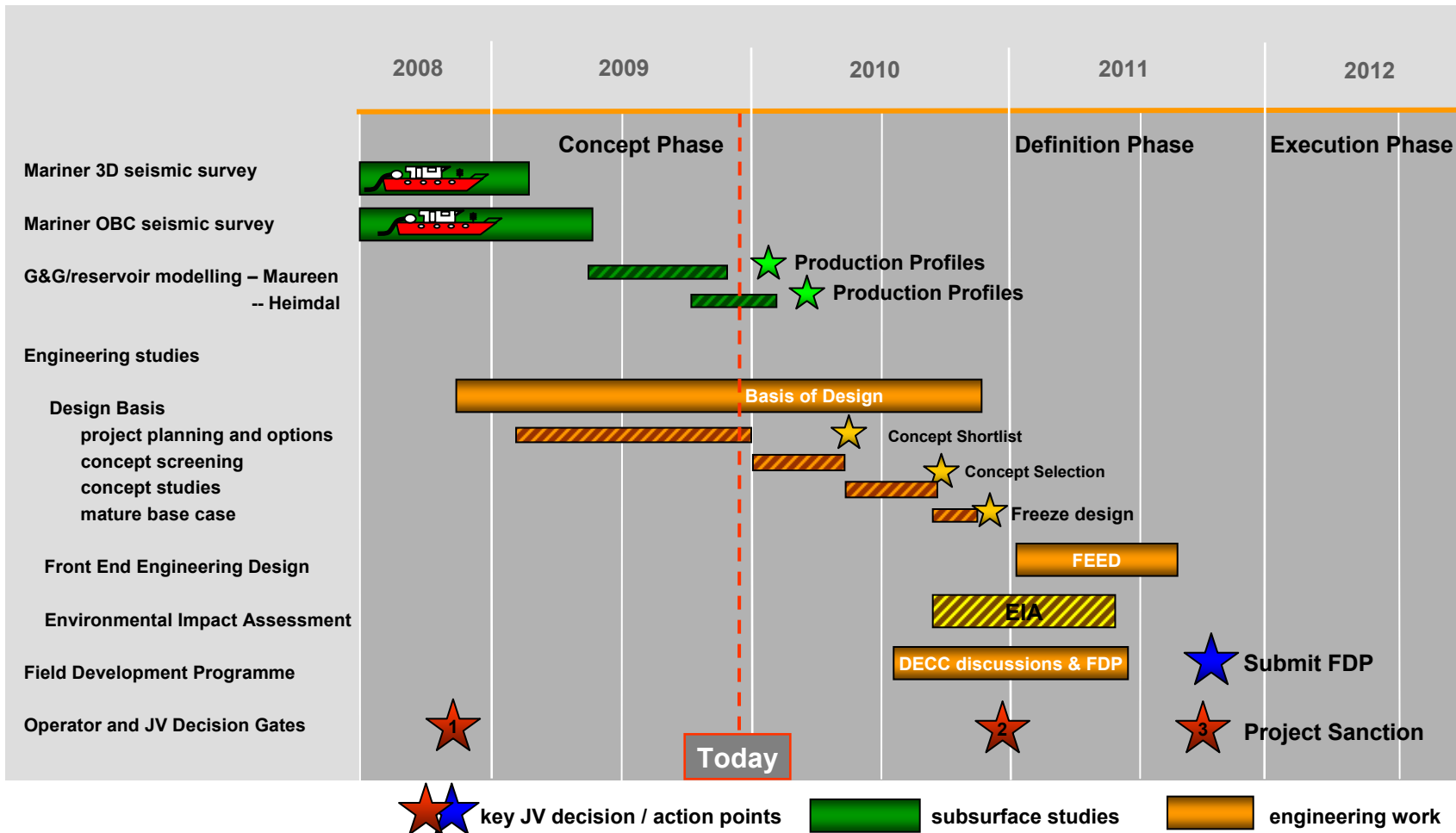
# Mariner 9/11a & b - Technical Progress



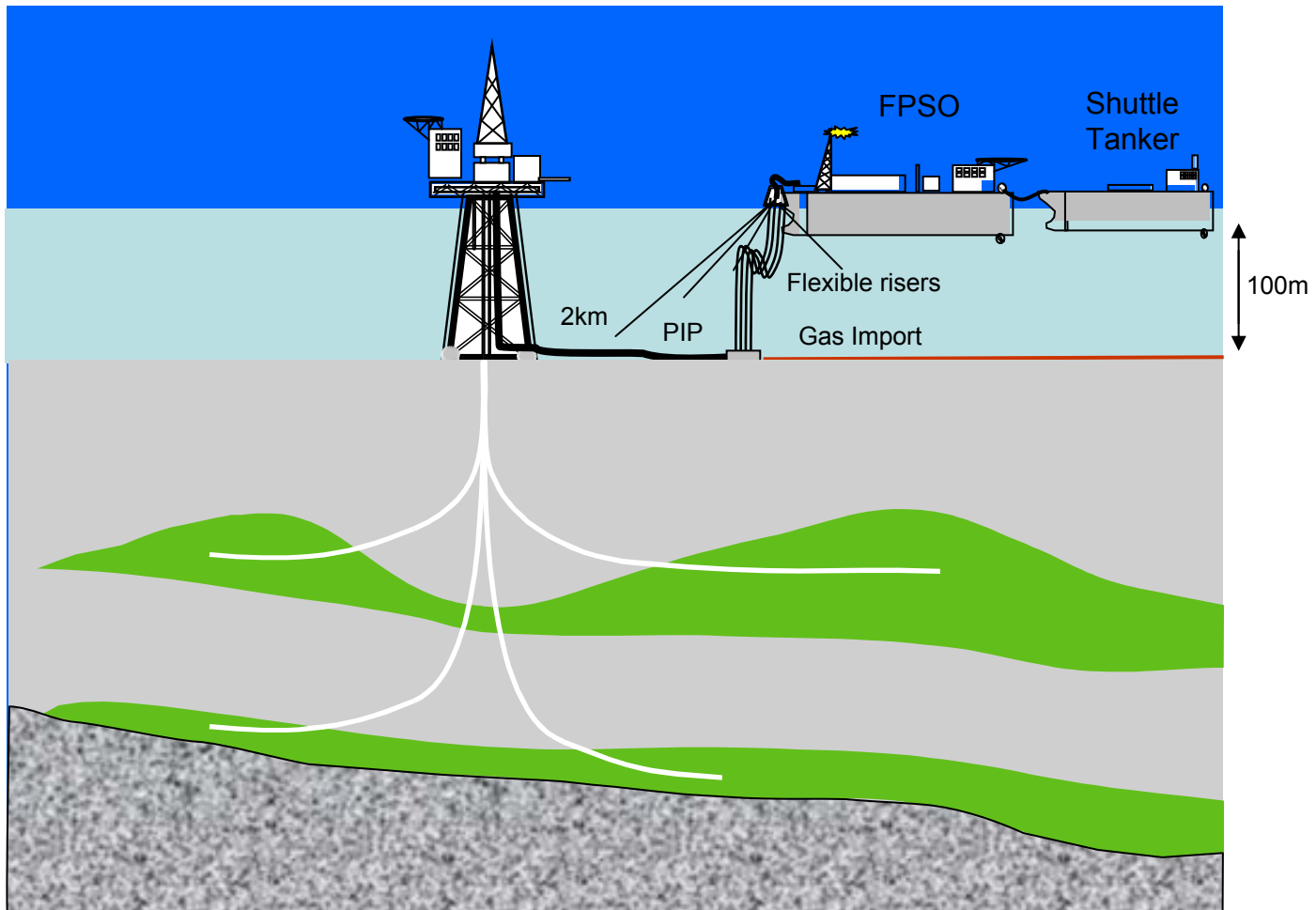

- 3D Seismic defined top of Maureen sand, now shallower and more widespread
- OBC has improved imaging of Heimdal channels and other shallower Lista sand bodies
- New reservoir simulations expected in early 2010
- Technical advances including use of downhole water shut off valves and polymer flooding have been shown to improve recovery factors
- Simplified well design substantially reduces drilling costs



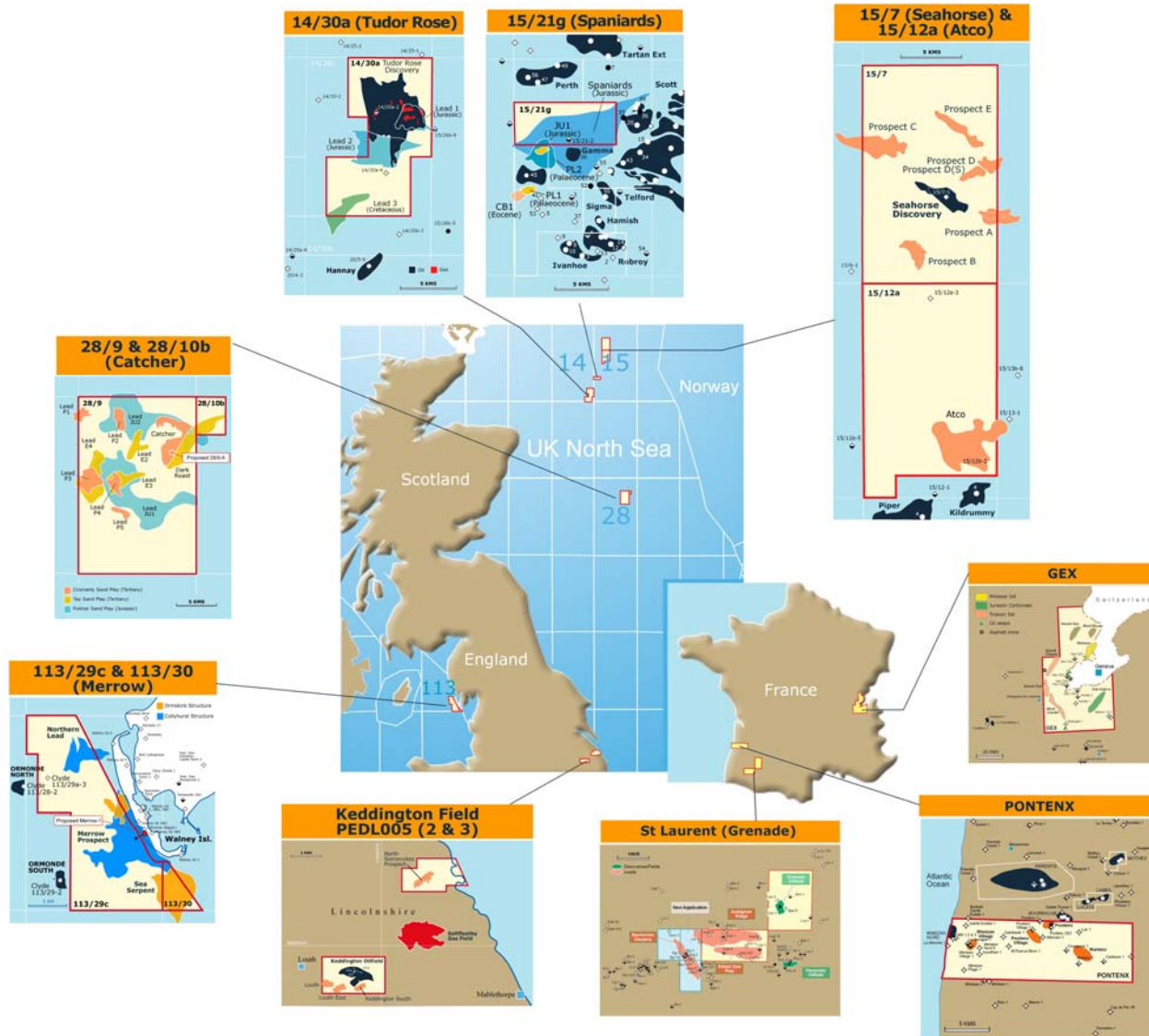
# Mariner 9/11a – Operator’s development schedule



# Mariner 9/11a - Schematic Development



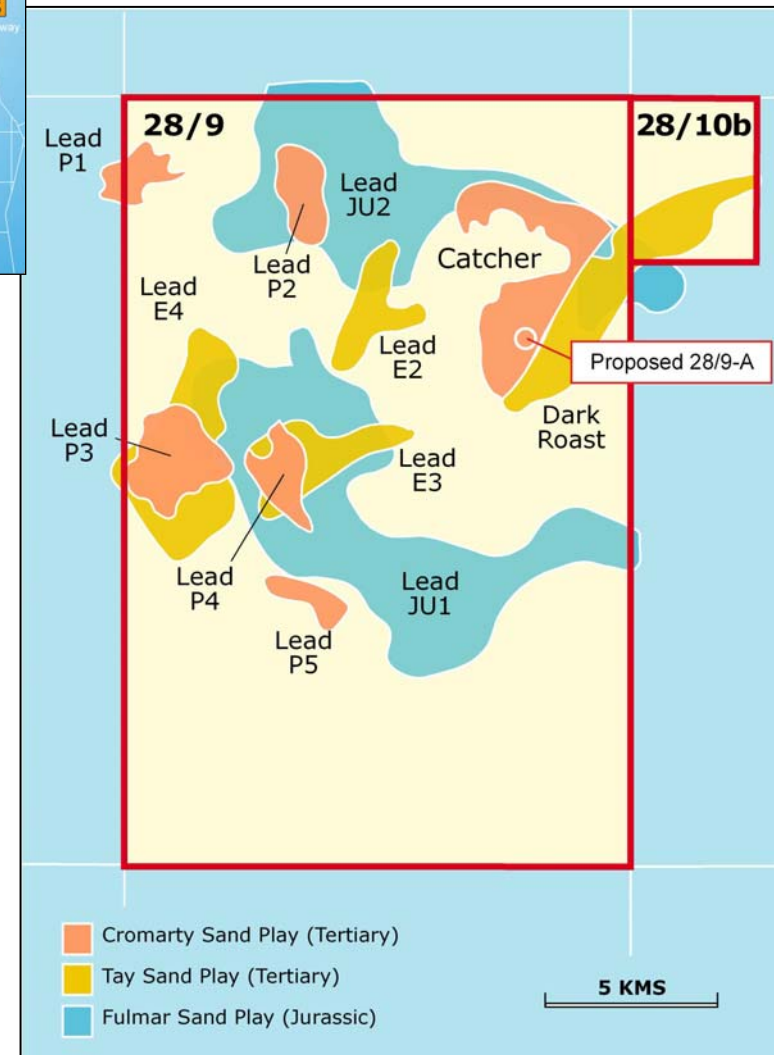
# UKCS Exploration and Appraisal Activity



# Catcher 28/9 & 28/10b



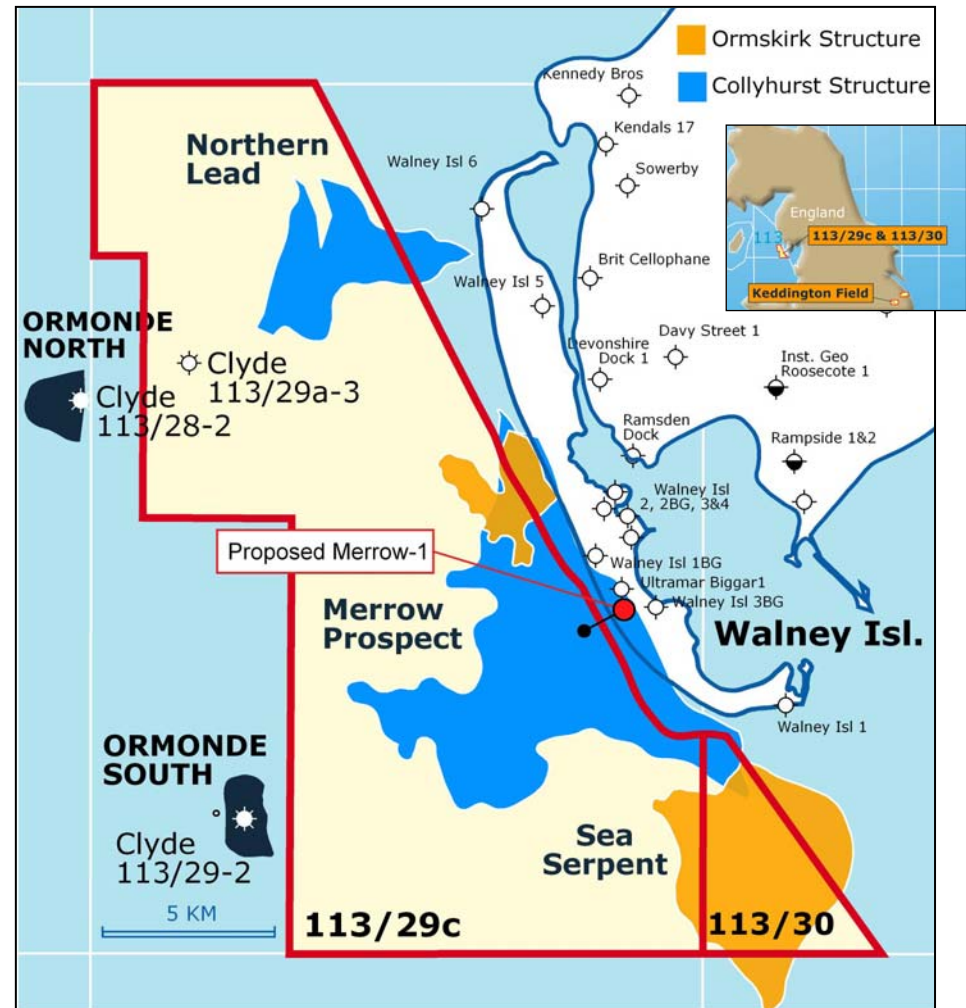
- Located on West Central Platform
- Nautical equity 15%
- Tay sandstone (Eocene) and Cromarty sandstone (Paleocene) reservoir fairways throughout the block
- Catcher prospect and numerous leads defined on 3D seismic. Seismic anomalies indicate thick, hydrocarbon bearing sand sequence
- Best estimate prospective resources 21.8 mmbo (gross), 3.3 mmbo (net to Nautical)
- Low 20's API oil predicted
- Well to be drilled in Q2 2010 (Nautical 20% carry)



# 113/29c & 113/30 Merrow



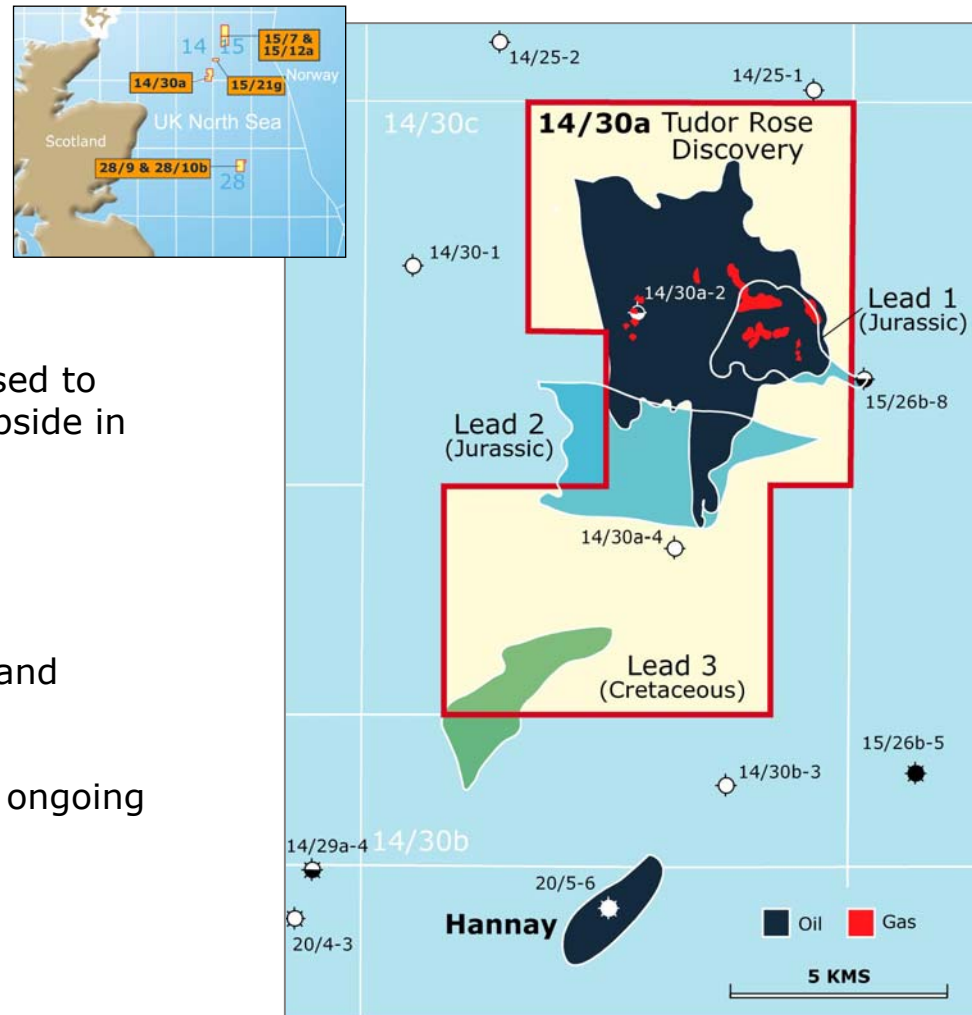
- Located on the edge of East Irish Sea Basin, structurally analogous to Lennox
- Nautical 50% operated traditional licence
- Integration of reprocessed seismic, gravity and magnetics has defined large Merrow prospect
- Collyhurst (Permian) reservoir prognosed to be 40 metres thick. Produces at Elswick field
- Hydrocarbon migration path proven by oil and gas shows onshore
- Sea Serpent lead (Ormskirk Sandstone, Triassic)
- Merrow-1 proposed well, a horizontal stepout approx 1.2km at 2,000m tvd (msl)



# Tudor Rose 14/30a



- Located Outer Moray Firth
- Nautical equity 20%
- Tudor Rose discovery, 24m oil column and 3m gas column.
- Best estimate contingent resources increased to 49mmbo (9.8mmbo net) with significant upside in undrilled sand lobe
- Shallow target 1000ms
- Tudor Rose reservoir Dornoch Formation with deeper Kopervik Sand (Cretaceous) and Sgaith Sand (Jurassic)
- 3D seismic reprocessed and AVO analysis ongoing
- Contingent well

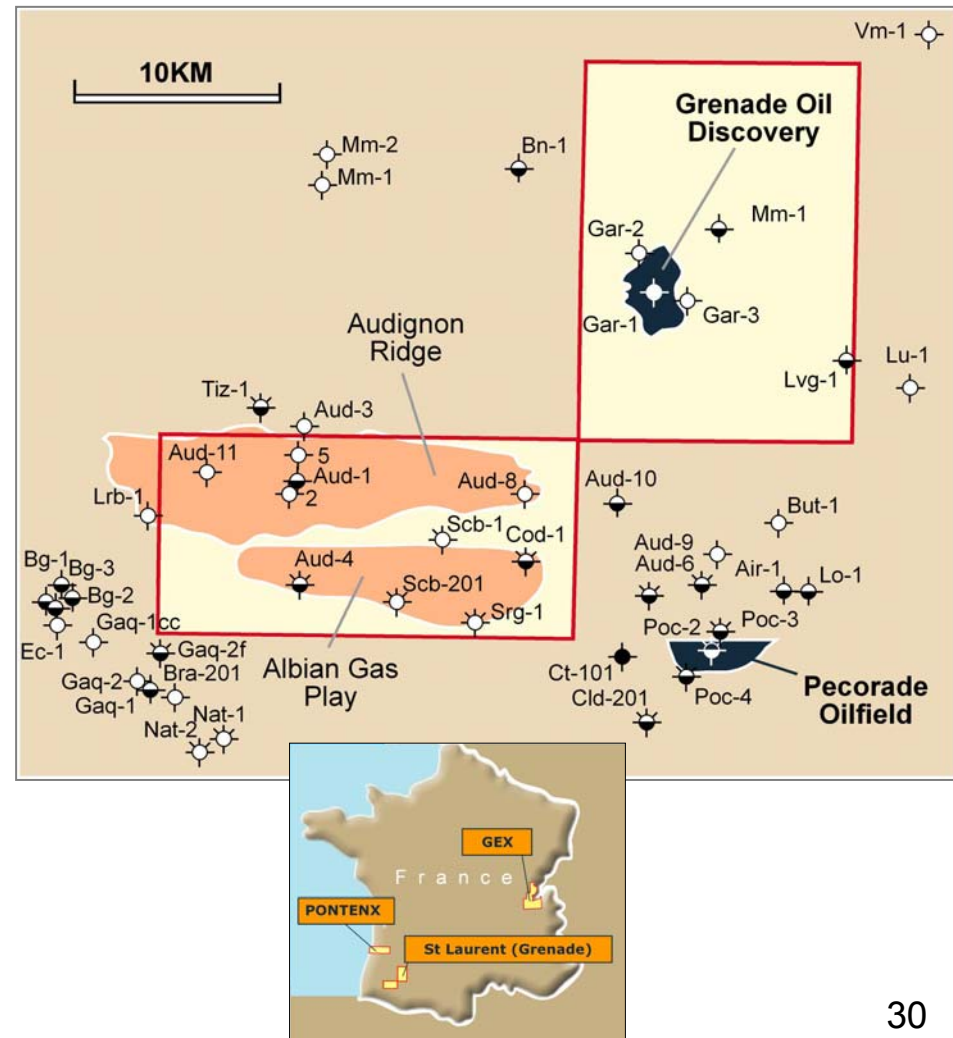




## Focus on France

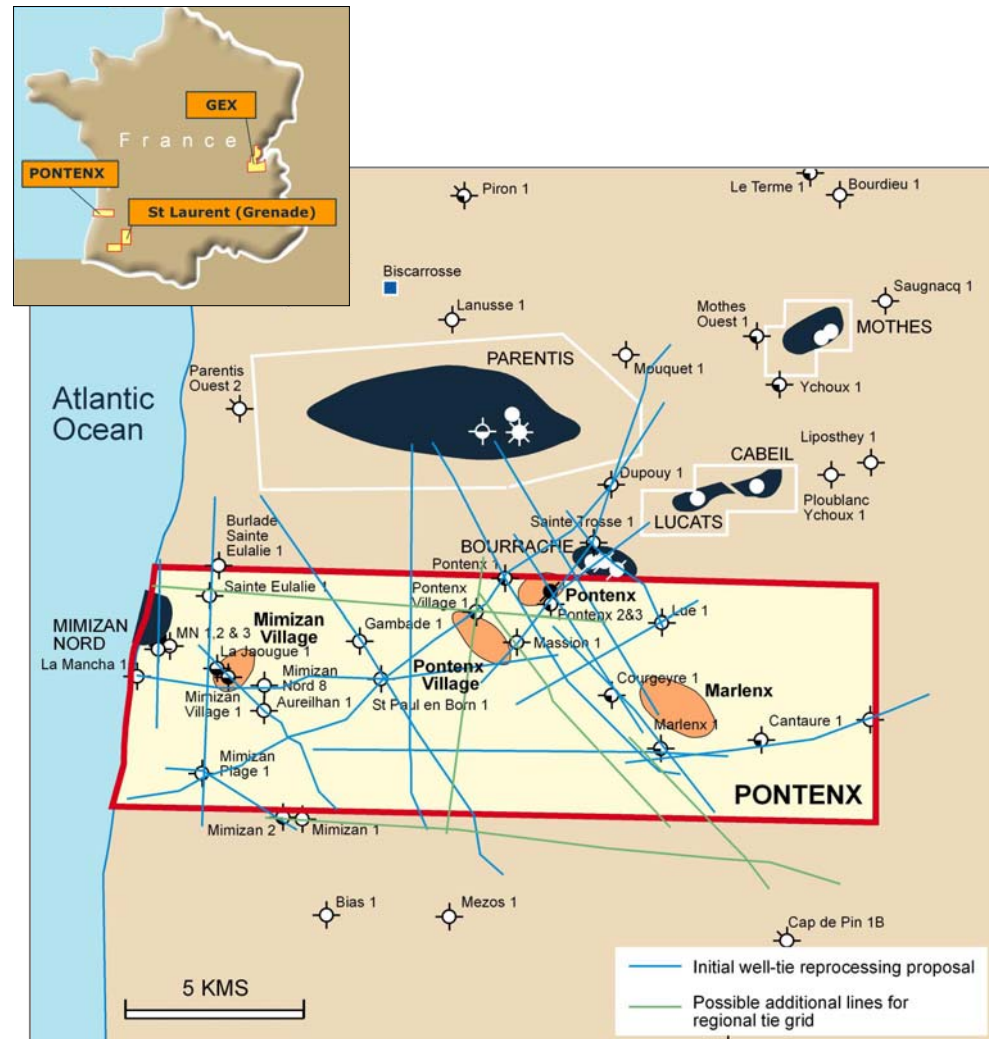
# France - St Laurent Permit

- Located in Aquitaine Basin, SW France
- Discovery well GAR-1 drilled in 1975 encountered 97m heavy oil column in Cretaceous Albian Carbonates
- Produced 8000 barrels in a series of tests
- GAR-1 and MAR-1 good reservoir quality, GAR-2 and GAR-3 non reservoir
- Large Audignon Ridge gas prospect in Triassic Bunter sands and Jurassic reservoirs



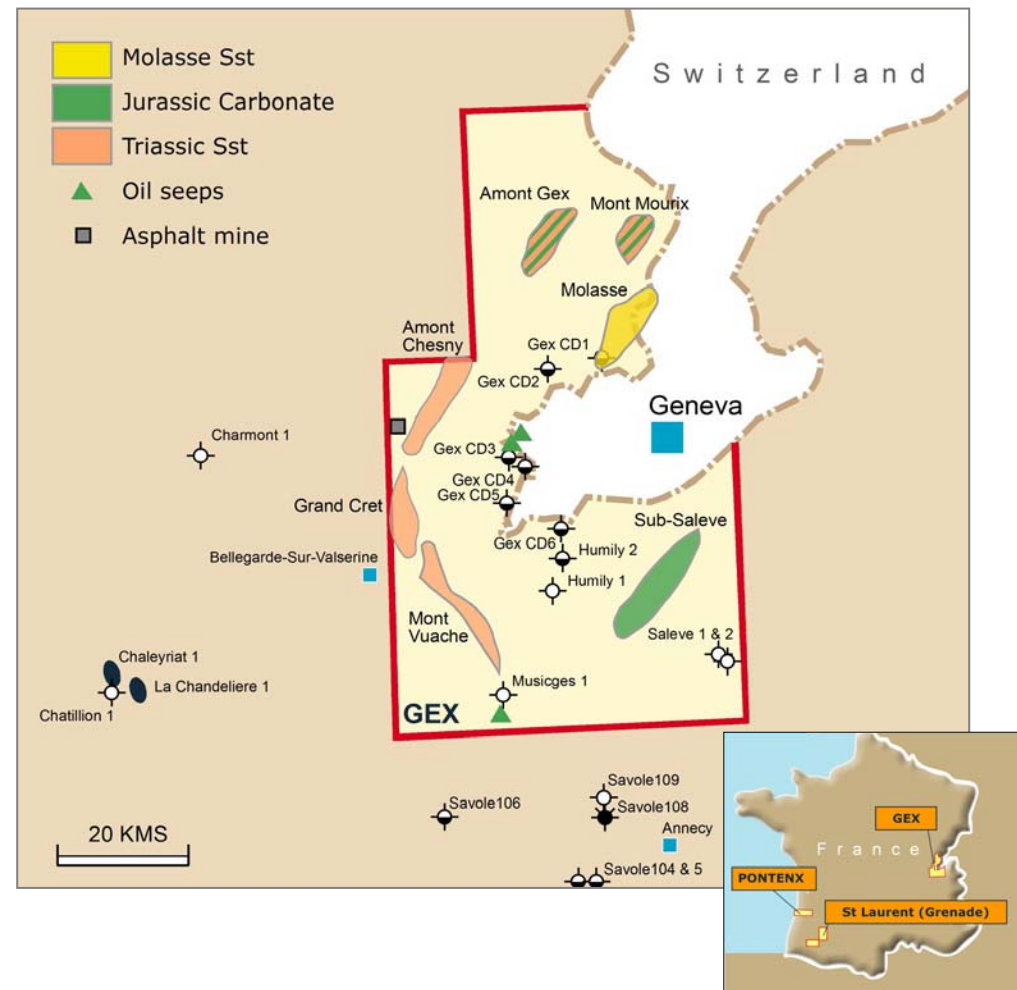
# France – Pontenx Prospects & well-tie reprocessing

- Located on southern margins of Parentis Basin, SW France
- Rejuvenation and deeper potential in abandoned, heavy oil Mimizan Nord field
- Wells have tested up to 250bopd elsewhere in permit
- Reprocessing and interpretation of existing seismic ongoing



# France – Gex Prospects

- Located in Alpine Molasse/Jura Basin, Eastern France
- Extensive zone of shallow (<500m) discovered oil
- Large, deeper targets e.g. Grand Cret at Triassic level
- Interpretation of seismic and analysis of oil samples in progress



## Summary – Nautical today

- Strong cash position of £16.7 million and £7.5 million undrawn facility
- Improving market for heavy oil in NW Europe
- Kraken - accelerated development leading to production in 2012
- Mariner – increasing resource, economically robust and material to operator
- Increased drilling and licence activity in 2010
- Significant scope for value creation

# **Nautical Petroleum**

**Steve Jenkins  
Paul Jennings  
Will Mathers**

*Parnell House  
25 Wilton Road,  
London  
SW1V 1YD*

*+44 20 7550 4890*

*[www.nauticalpetroleum.com](http://www.nauticalpetroleum.com)*

*[info@nauticalpetroleum.com](mailto:info@nauticalpetroleum.com)*